


**SCOTTS VALLEY FIRE
PROTECTION DISTRICT**



STANDARD OPERATING PROCEDURES DATE APPROVED: APPROVED:	ARTICLE: II	SOP: 2602
	SECTION: 2600 INCIDENT COMMUNICATIONS	
	SUBJECT: EMERGENCY COMMUNICATIONS	
	03/23/2026	
		

Purpose: To provide a means for alerting fireground personnel of a severely hazardous situation.

Scope: All fireground personnel to strictly adhere to this procedure.

Definitions:

Mayday: A designated radio broadcast to inform all personnel operating on an incident of a firefighter in distress.

Emergency Traffic: The term used to announce an imminent or immediate life-threatening situation to incident emergency personnel, Incident Commander (IC), and dispatch center. Clear text will be used to identify the type of emergency. All unrelated radio traffic will cease until the frequency is cleared for routine traffic.

Emergency Traffic Tone: A distinctive tone used to notify all units assigned to an incident that emergency traffic has been declared and/or a life safety hazard exists.

Evacuate the Building: Radio transmission used to evacuate the hazard area. This order is non-negotiable and requires immediate evacuation. Refer to SOP 2604.


Evacuation Signal: Consist of repeated short blasts of the air horn for approximately ten seconds, followed by ten seconds of silence. This cycle will be repeated three times.

Life Hazard: The existence of a process or condition that would cause severe injury or death to exposed persons.

Life Hazard Lookout: Personnel assigned to the identified life hazard with objective of keeping personnel away from hazard.

LUNAR (Location, Name, Air, Resources): The acronym used by a firefighter in an emergency to transmit critical information.

PAC-CAN (Pass, Air, Communicate, Conditions, Actions, Needs): Report used by rescuer on an emergency to update the IC on emergency incident operations.

SCOTTS VALLEY FIRE PROTECTION DISTRICT		
STANDARD OPERATING PROCEDURES	ARTICLE: II	SOP: 2602
	SECTION: 2600 INCIDENT COMMUNICATIONS	
	SUBJECT: EMERGENCY COMMUNICATIONS	

PAR (Personnel Accountability Report): Mnemonic used on an emergency incident to update the IC on crew accountability. Refer to SOP 2706.

Priority Traffic: Is the designator to clear the channel of routine communications for the transmission of important information, but that does not have immediate life safety issues.

Procedures:

A. EMERGENCY TRAFFIC

The term used to announce an imminent of immediate life-threatening situation to incident emergency personnel, Incident Commander, and dispatch center. Clear text will be used to identify the type of emergency. All unrelated radio traffic will cease until the frequency is cleared for routine traffic.

Some examples include:

- Evacuate the building
- Changing Strategy (offense to defense operations)
- Life Hazards (electrical wires down)
- Potential building collapse
- Locating an area of fire that is unknown to other companies
- Locating a victim

Company Responsibilities:

1. Anyone aware of an emergency can declare Emergency Traffic by notifying the IC with a clear a concise message on the assigned tactical channel.
2. If not acknowledged, confirm you're on the correct tactical channel.
3. If unable to communicate on tactical channel, switch to command channel and transmit emergency traffic.
4. After acknowledgement has been received, transmit using resource identifier and term "Emergency Traffic."

Command Responsibilities:

1. Acknowledge and repeat Emergency Traffic.
2. Confirm all on-scene personnel are aware of the Emergency Traffic.
3. Inform fire dispatch of Emergency Traffic and have them update incoming units.
4. Develop plan for mitigating hazard.

Sample communication between firefighter and the IC:

SCOTTS VALLEY FIRE PROTECTION DISTRICT



STANDARD OPERATING PROCEDURES	ARTICLE: II	SOP: 2602
	SECTION: 2600 INCIDENT COMMUNICATIONS	
	SUBJECT: EMERGENCY COMMUNICATIONS	

1. "Mission IC from Engine 1 with Emergency Traffic."
2. "Go ahead for Mission IC."
3. "We have had a partial collapse in the Alpha/Bravo corner. We are PAR 3 and exiting the area. I recommend we evacuate the structure."
4. "Copy your emergency traffic for a partial collapse in the Alpha/Bravo corner, you are PAR 3 of 3, and you are exiting the area with recommendation for evacuation of the structure."
5. "All personnel on the Mission incident, evacuate the building."
Repeat
"All personnel on the Mission incident, evacuate the building. IC to pumping engine, initiate EVACUATION SIGNAL. Standby for PAR check."

B. MAYDAY


A designated radio broadcast to inform all personnel operating on an incident of a firefighter in distress. The term Mayday should be used to clear radio traffic when a member is in, or witnessing a life-threatening situation. Clear text shall be used to identify the type of emergency.

Examples include but are not limited to:

1. Lost, disoriented, or unaccounted member.
2. SCBA malfunction or low on air.
3. Trapped or entangled firefighter.
4. Seriously injured or incapacitated firefighter.
5. Any life-threatening condition that cannot be immediately resolved.

Firefighter's Responsibilities:

1. Transmit, "Mayday, Mayday, Mayday"
2. If not acknowledged, confirm you are on the correct tactical channel.
3. If still unable to communicate, switch to assigned Command Channel and transmit mayday traffic.
4. After acknowledgment has been made by the IC, transmit a LUNAR.
5. Activate pass Device.
6. Follow *Appendix A* for protective actions.

SCOTTS VALLEY FIRE PROTECTION DISTRICT		
STANDARD OPERATING PROCEDURES	ARTICLE: II	SOP: 2602
	SECTION: 2600 INCIDENT COMMUNICATIONS	
	SUBJECT: EMERGENCY COMMUNICATIONS	

Command Responsibilities:


1. Acknowledge the mayday.
2. Support Firefighter rescue.
3. Incident Stabilization.
4. Follow *Appendix B* "Command Mayday Checklist".

Sample Radio Traffic:

1. Firefighter- "Mayday, Mayday, Mayday".
2. Command- "IC copies the Mayday Traffic, go ahead with your Mayday traffic".
3. Firefighter- "Command from Engine 1, this is firefighter Jones. I was completing a right-hand search on the second floor and have become disorientated and am low on air. Send RIC for help".
4. Command- "IC copies, firefighter Jones from Engine 1 is disorientated on the second floor and low on air. Activate your PASS device, stay calm, slow your breathing down, we're coming to get you".

Considerations:

1. All personnel operating on the fire ground should hold all non-essential radio traffic.
2. At the conclusion of the Mayday, the IC should transmit an "all clear, resume normal radio traffic".
3. Activate RIC and re-assign incident personnel as needed to complete rescue and extinguish fire. (Per SOP 2707)

SCOTTS VALLEY FIRE PROTECTION DISTRICT			
STANDARD OPERATING PROCEDURES	ARTICLE: II	SOP: 2602	
	SECTION: 2600 INCIDENT COMMUNICATIONS		
	SUBJECT: EMERGENCY COMMUNICATIONS		

APPENDIX A
Firefighter Mayday Checklist


The individual firefighter's response to a Mayday situation should be focused on increasing the chances of survival. Developing these skills truly begins at the Recruit level and should continue throughout a firefighter's career daily. The response to an individual firefighter's Mayday should initially be managed at the company level and as the Mayday communication happens this will initiate the defined help order.

Individual firefighter responsibilities for Mayday response include:

1. Maintaining preparation and reaction skills
2. Early communication of Mayday situation utilizing the above standard
3. Controlling an emotional response to the situation

Once the Mayday situation is recognized and reported, each firefighter should remember:

- ✓ B.O.A.= Breath, Organize, and Act
- ✓ SCBA and Radio familiarization skills
 - Know location of channels and ability to manipulate with gloves
- ✓ High/low profile wall breach
- ✓ Disentanglement
- ✓ Ladder bail
- ✓ Window hangs
- ✓ GRAB LIVES
 - G = Check Air Gauge
 - R = Radio for Assistance
 - A = Activate PASS Device
 - B = Control Breathing, Conserve Air
 - L = Stay Low, Isolate Compartment
 - I = Illuminate, Turn Flashlight On
 - V = make Loud Noises (Volume)
 - E = Find an Exit
 - S = Shield Your Airway (last ditch effort)

SCOTTS VALLEY FIRE PROTECTION DISTRICT			
STANDARD OPERATING PROCEDURES	ARTICLE: II	SOP: 2602	
	SECTION: 2600 INCIDENT COMMUNICATIONS		
	SUBJECT: EMERGENCY COMMUNICATIONS		

APPENDIX B
Command Mayday Checklist

To Incident:

- ✓ Acknowledge Mayday Traffic
- ✓ Obtain LUNAR information
- ✓ Confirm location of balance of Mayday crew
- ✓ Announce Mayday and clear radio traffic
- ✓ Immediate Area Rescue
- ✓ Activate RIC
- ✓ Initiate OAR
- ✓ Replace RIC
- ✓ Consider moving fire operations to VFIRE 26 or VFIRE 23
- ✓ Additional units will be reporting on assigned additional TAC, VFIRE 26 or 23
- ✓ Establish RIC Group Supervisor
- ✓ Hose line to protect FF
- ✓ Change Strategy if needed

To Dispatch:

- ✓ Advise dispatch of the Mayday
- ✓ Request dispatch to run mayday checklist

Ongoing:

- ✓ Consider MCI Level activation
- ✓ FD representative to receiving hospital and FD representative to FF home
- ✓ Transport for family
- ✓ PIO
- ✓ Cal OSHA
- ✓ Request fire investigators and secure PPE/Evidence
- ✓ Update Zone Coordinator for unit time commitment and coverage needed
- ✓ Interview personnel on scene
- ✓ Structural evaluation
- ✓ Activate peer counseling team